



District Report Card: 2017


State: Gujarat	District: Tapi
Class: 8	Subject: Science
Schools: 51	Students: 1229


Participation/Coverage


Students

<div>GENDER</div> <div></div>	Boys			Girls		
	Number		%	Number		%
	625		50.85	604		49.15

<div>AREA</div> <div></div>	Rural			Urban		
	Number		%	Number		%
	1097		89.26	132		10.74

<div>CATEGORY</div> <div></div>	SC		ST		OBC		GEN	
	Number	%	Number	%	Number	%	Number	%
	20	1.63	1081	87.96	67	5.45	61	4.96

<div>CWSN</div> <div></div>	LD	VI	HI	S&LD	ID	Oth
	1	0	0	2	3	3

<div>Management</div> <div></div>	Government			Government-aided		
	Number		%	Number		%
	1229		100.00	0		0.00

Average Performance of Students in Science (%)

Overall	Gender		Area		Management		Social Group			
	Male	Female	Rural	Urban	Govt.	Aided	SC	ST	OBC	GEN
52.29	51.56	53.05	54.08	37.42	52.29	0.00	40.33	53.42	46.17	42.95

Performance on Learning Outcomes (LOs)

Learning Outcomes	Description	Average Performance(%)
SCI703	Classifies materials and organisms based on properties/characteristics	54.96
SCI704	Conducts simple investigation to seek answers to queries	46.13
SCI705	Relates processes and phenomenon with causes	51.13
SCI708	Measures and calculates e.g., temperature; pulse rate; speed of moving objects; time period of a simple pendulum, etc.	57.36
SCI710	Plots and interprets graphs	38.09
SCI711	Constructs models using materials from surroundings and explains their working	40.94
SCI801	Differentiates materials, organism and processes	61.17
SCI804	Relates processes and phenomenon with causes	50.17
SCI805	Explains processes and phenomenon	47.31
SCI807	Measures angles of incidence and reflection, etc.	44.10
SCI811	Applies learning of scientific concepts in day-to-day life	53.71
SCI813	Makes efforts to protect environment	62.41

Range of Performance of Students who Answered Correctly							
Below 30%		30% - 50%		50% - 75%		Above 75%	
Number	%	Number	%	Number	%	Number	%
236	19.20	309	25.14	492	40.03	192	15.62

Lowest Performing Learning Outcomes (LOs)

- 1 - Plots and interprets graphs (38.09)
- 2 - Constructs models using materials from surroundings and explains their working (40.94)
- 3 - Measures angles of incidence and reflection, etc. (44.10)
- 4 - Conducts simple investigation to seek answers to queries (46.13)
- 5 - Explains processes and phenomenon (47.31)